

SKU: G1Y12417413101

COMMON RAIL

EXPLODED



DIESEL PUMP PART



2417413101 Diesel Pump Overflow Valve Technical File

Content

1. 2417413101 Diesel Pump Overflow Valve Introduction.....	2
1.1. 2417413101 Diesel Pump Overflow Valve Basic Information	2
1.2. 2417413101 Diesel Pump Overflow Valve Common Part Number	2
1.3. 2417413101 Diesel Pump Overflow Valve Parameter.....	3
1.4. 2417413101 Diesel Pump Overflow Valve Parameter.....	3
1.5. 2417413101 Diesel Pump Overflow Valve Quality Control	3
1.6. 2417413101 Diesel Pump Overflow Valve Customized Service	3
1.7. 2417413101 Diesel Pump Overflow Valve Packing List and Package Size	4
1.8. 2417413101 Diesel Pump Overflow Valve Testing Standard and Certificate	5
1.9. 2417413101 Diesel Pump Overflow Valve Warranty Instructions.....	5
2. 2417413101 Diesel Pump Overflow Valve Technical Support	6
2.1. 2417413101 Diesel Pump Overflow Valve Installation Precautions.....	6
2.2. 2417413101 Diesel Pump Overflow Valve Not Working Normally	7
2.3. 2417413101 Diesel Pump Overflow Valve Causes of Being Damaged	7
2.4. 2417413101 Diesel Pump Overflow Valve Technical Support Obtaining Methods	8
3. 2417413101 Diesel Pump Overflow Valve Purchase and Delivery	8
3.1. 2417413101 Diesel Pump Overflow Valve Purchase Payment Term.....	8
3.2. 2417413101 Diesel Pump Overflow Valve Main Sales Markets	8
3.3. 2417413101 Diesel Pump Overflow Valve Declaration Requirements.....	8
3.4. 2417413101 Diesel Pump Overflow Valve Shipping Ways	8
3.5. 2417413101 Diesel Pump Overflow Valve Lead Time	8
3.6. 2417413101 Diesel Pump Overflow Valve Logistics Time for Destination Out of China's Areas	9
3.7. 2417413101 Diesel Pump Overflow Valve Packing	9
4. 2417413101 Diesel Pump Overflow Valve Storage Standard	10
5. Company Information.....	11
5.1. Company Introduction.....	11
5.2. Contact Information.....	12
6. Copyright Statement.....	12



2417413101 Diesel Pump Overflow Valve Technical File

Diesel pump overflow valves are widely used in various diesel pumps such as inline pumps, distributor pumps, and Diesel pumps. They are key safety components that ensure stable engine operation. By monitoring and adjusting the fuel line pressure in real time, they prevent malfunctions such as fuel line rupture and pump damage caused by excessive pressure. At the same time, they ensure that the injectors receive stable fuel pressure, thereby improving the engine's power, economy, and reliability.

1. 2417413101 Diesel Pump Overflow Valve Introduction

1.1. 2417413101 Diesel Pump Overflow Valve Basic Information

Title	2417413101 Diesel Pump Overflow Valve	Quality
SKU	G1Y12417413101	China Made New

1.2. 2417413101 Diesel Pump Overflow Valve Common Part Number

(1) Diesel Pump Overflow Valve Exchange Information

Diesel Pump Overflow Valve Part Number	Vehicle Brand	Car Model	Engine Model	OE Number
0400836041	/	/	6 CT	391 4299
0400836042	/	/	6 CT	391 4626
0400836043	/	/	6 CTA-8.3	3 917 098
0400836044	/	/	/	3 282 062
0400836096	/	/	/	/
0400836124	/	/	/	/
0400836128	/	/	/	/
0400836129	/	/	/	/
0400836131	/	/	/	/
0400836132	/	/	/	/
0400836133	/	/	/	/
0400836134	/	/	/	/
0400836135	/	/	/	/

(2) Diesel Pump Overflow Valve Common Writing

2417413101, 2 417 413 101, 241 741 3101, 241 7413101, 2417 413101, 2 41 7413101, 2417 413 101



1.3. 2417413101 Diesel Pump Overflow Valve Parameter

Adaptation System: **Common Rail System**

Diesel Pump Overflow Valve Series: **EURO II**

Diesel Pump Overflow Valve Type: **Electromagnetic**

1.4. 2417413101 Diesel Pump Overflow Valve Parameter

Diesel Pump Overflow Valve Size: **10cm* 6cm *1cm**

Diesel Pump Overflow Valve Net Weight: **100g**

Diesel Pump Overflow Valve with package weight: **120g**

Diesel Pump Overflow Valve Quality: **China Made New**

Diesel Pump Overflow Valve Box Size: **13cm* 9cm *2cm**

Diesel Pump Overflow Valve Type: **High Pressure Common Rail Pump Overflow Valve**

Diesel Pump Overflow Valve MOQ: **1 pieces**

1.5. 2417413101 Diesel Pump Overflow Valve Quality Control

(1) Diesel Pump Overflow Valve Testing

All diesel pump overflow valves are tested for electrical characteristics, accuracy, high temperature, low temperature, withstand voltage, leakage, durability, and various working conditions.

(2) Diesel Pump Overflow Valve Assembling

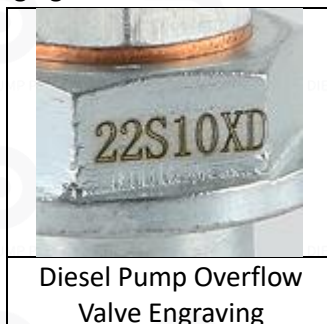
For the quality control of the diesel pump overflow valve production and installation process, our company strictly follows the standard product installation data and product installation steps to install.

(3) Diesel Pump Overflow Valve Inspection

The factory inspection of the diesel pump overflow valve is undergone full inspection, random inspection, and batch inspection three inspections. Different brands of test benches are used to test the same diesel pump overflow valve for more than three times for factory inspection, and the diesel pump overflow valve installation testing environment are progressed in dust-free workshop.

1.6. 2417413101 Diesel Pump Overflow Valve Customized Service

(1) **Diesel Pump Overflow Valve Customized Service Coverage:** Meet the customized needs of OEM manufacturers for shell lettering, logo engraving, diesel pump overflow valve internal packaging, diesel pump overflow valve external packaging and labels customized, etc.



(2) Diesel Pump Overflow Valve Customized Service Requirements:

The quantity of customized diesel pump overflow valves shall not be less than **10 pieces**.

The quantity of customized diesel pump overflow valve packages shall not be less than **1000 pieces**.




Customized products involve the need of specify logo, the OEM manufacturer needs to provide trademark authorization and the sample of logo image file.



⚠ Once the customized diesel pump overflow valve is sold, it cannot be returned or exchanged if there are no quality problems.

1.7. 2417413101 Diesel Pump Overflow Valve Packing List and Package Size

(1) Diesel Pump Overflow Valve Spare Parts List

No.	1	2	3
Image			
Name	Diesel Pump Overflow Valve Assembly	White Anti-Rust Bag	Rust-Proof Paper
Description	Diesel Pump Overflow Valve part number: 2417413101	Prevent diesel pump overflow valve from getting rust	Preventing diesel pump overflow valve from rusting

⚠ Minors are prohibited from using the diesel pump overflow valve assembly, VCI anti-rust bag, and rust-proof paper to avoid personal injury.

⚠ The diesel pump overflow valve housing cover and oil return cover are recyclable accessories and can be recycled.

⚠ VCI anti-rust bags and rust-proof paper are non-degradable materials. Please dispose of them properly after use.

⚠ The diesel pump overflow valve and the installation parts guide tube should be treated with appropriate sealing oil during installation.

(2) Diesel Pump Overflow Valve Box Size





No.	Name	Diesel Pump Overflow Valve Packing Size (cm)
1	Diesel Pump Overflow Valve Box	13*9*2

1.8. 2417413101 Diesel Pump Overflow Valve Testing Standard and Certificate

www.dieselpumppart.com can provide the factory quality inspection test report of each diesel pump overflow valve to ensure that each diesel pump overflow valve delivered meets the engine performance indicators.

BOTEN		测试报告		4.05.2019 10:42:09	
承办单位: _____					
电话: _____	地址: _____				
传真: _____	检测人: _____				
客户地址: _____	送检单位: _____				
电话: _____	客户姓名: _____				
传真: _____					
检测描述: _____					
检测名称: _____					
型号-零件号: _____					
检测地点: _____					
检测结果					
检测标准: GB1000-1011					
检测项目	检测结果	标准要求	检测结果	标准要求	检测结果
LSAR TEST: 32	32	32	32	32	32
Back: 32	32	32	32	32	32
WARM: 32	32	32	32	32	32
Max: 211.5	211.5	211.5	211.5	211.5	211.5
TL: 28.4	28.4	28.4	28.4	28.4	28.4
UL: 14.1	14.1	14.1	14.1	14.1	14.1
VE: 6.7	6.7	6.7	6.7	6.7	6.7
<input type="checkbox"/> 合格 <input type="checkbox"/> 不合格					

1.9. 2417413101 Diesel Pump Overflow Valve Warranty Instructions

(1) Product Warranty Conditions and Instructions

It is necessary to provide pictures, videos of diesel pump overflow valve or test reports of diesel pump overflow valve inspection equipment as evidence to feed back to the salesman.

Diesel pump overflow valve abnormal conditions are properly explained such as: 1.Black smoke, 2. Engine shake, 3. Difficulty starting the engine, 4. Engine noise, 5. oil leakage etc.

The above situation may also be due to incorrect installation of the oil pump. After inspection by our company, it has been confirmed that it is a product problem and falls within the warranty coverage.

(2) Diesel Pump Overflow Valve Warranty Coverage

Within 15 days after customer receives the 2417413101 diesel pump overflow valve, if there is a performance failure and the product has no appearance damage, customer can choose to replace it or repair it;

If the 2417413101 diesel pump overflow valve has performance problems during the warranty period (3 months), and it is confirmed that it is product's problems after testing, you can contact our salesmen to replace the same model or a reworked product with the same performance for free;



If the diesel pump overflow valve house has obvious scratches, it can only be repaired and it will be returned as it is if the product is confirmed to be fault-free.

(3) Diesel Pump Overflow Valve Out of Warranty Coverage

- ① The warranty period has expired.
- ② Diesel pump overflow valve failure caused by high temperature, high pressure, humidity, rain and snow, saline-alkali land, earthquake, and used in abnormal environment.
- ③ Customer disassembles or repairs the diesel pump overflow valve personally resulting in damage to the diesel pump overflow valve.
- ④ Diesel pump overflow valve damage caused by man-made reasons (throwing, strong magnetic field magnetization, set fire).
- ⑤ Diesel pump overflow valve failure or diesel pump overflow valve damage caused by non-diesel pump overflow valve design, technology, manufacturing, quality, and other issues.
- ⑥ Diesel pump overflow valve failure due to system pressure exceeding system approved pressure.
- ⑦ Diesel pump overflow valve failure caused by system voltage exceeding approved voltage.
- ⑧ Diesel pump overflow valve failure caused by impurities (water, lead, aluminum powder, iron powder, sulfide) in the system fuel exceeding the standard requirements.
- ⑨ Diesel pump overflow valve failure caused by not installing according to the tightening torque specified in the vehicle engine maintenance manual (the tightening torque is too large or too small).
- ⑩ Diesel pump overflow valve failure caused by not following the installation angle specified in the vehicle engine maintenance manual.
- 11 Diesel pump overflow valve failure caused by not following the cleaning requirements specified in the vehicle engine maintenance manual.
- 12 Diesel pump overflow valve failure caused by failure to replace consumable parts as specified in the vehicle engine maintenance manual.
- 13 Diesel pump overflow valve failure caused by not complying with the intake system fit clearance and exhaust system fit clearance requirements specified in the vehicle engine maintenance manual.
- 14 Failure to replace the consumable parts and the fitting clearance of the oil inlet system pipeline and the diesel pump overflow valve connection in accordance with the fuel intake system specified in the vehicle engine maintenance manual.

2. 2417413101 Diesel Pump Overflow Valve Technical Support

2.1. 2417413101 Diesel Pump Overflow Valve Installation Precautions

- (1) Replacement of the diesel pump overflow valve must be strictly performed according to the vehicle engine repair manual, specifying the electrical system, low-pressure fuel inlet system pressure, high-pressure fuel system pressure, and requirements for replacing wear parts in the fuel system (including low-pressure and high-pressure fuel system filters).
- (2) Replacement of wear parts in the fuel system, cleaning requirements for the fuel system and diesel pump overflow valve connections, fit clearance at the diesel pump overflow valve connection, diesel pump overflow valve installation angle and tightening torque, intake system fit clearance, and exhaust system fit clearance requirements. This ensures the engine's lifespan and the proper functioning of the diesel pump overflow valve.
- (3) When installing the diesel pump overflow valve on the engine, the engine block, cylinder head, and other components connecting to the diesel pump overflow valve must be cleaned and ensured to be free of dust, carbon deposits, water, rust, etc.
- (4) Before installation, check that the diesel pump overflow valve nozzle gasket has been replaced and is

installed on the diesel pump overflow valve.

- (5) When installing the diesel pump overflow valve, apply lubricant between the diesel pump overflow valve, the nozzle sealing gasket, and the O-ring.
- (6) Failure to replace the sealing gasket can lead to: deformation of the diesel pump overflow valve nozzle cap, nozzle deformation, and nozzle nozzle orifice deformation, resulting in oil and air leaks, severely damaging the diesel pump overflow valve, and potentially causing nozzle breakage and engine damage.
- (7) When installing the diesel pump overflow valve on the engine, carefully inspect all components related to the installation, such as the relief valve pressure plate, screws, and push rods, for deformation, and strictly follow the operating procedures in the engine repair manual.
- (8) Do not expose the diesel pump overflow valve for extended periods in environments with severe dust pollution or corrosive substances.
- (9) Do not expose the diesel pump overflow valve for extended periods in strong magnetic fields.

2.2. 2417413101 Diesel Pump Overflow Valve Not Working Normally

- (1) There is air in the oil circuit of the engine fuel system.
- (2) Vehicle oil pump's oil supply system is not normal.
- (3) Engine common rail system oil leakage or pressure limiting valve damage.
- (4) There is a short circuit, cutting out and poor contact in the wiring harness connected to the diesel pump overflow valve of the vehicle.
- (5) The long-term placement of the diesel pump overflow valve causes the anti-rust oil to solidify, and the internal components are stuck or the oil holes are blocked.

⚠ Before installing, carefully check whether other components in the common rail system except the diesel pump overflow valve are damaged to prevent the diesel pump overflow valve from not working properly after being replaced.

2.3. 2417413101 Diesel Pump Overflow Valve Causes of Being Damaged

- (1) Didn't operate properly according to engine maintenance manual during disassembly or installation, resulting in damage to the diesel pump overflow valve.
- (2) The fuel oil used for the vehicle does not meet the standard cause damage to the diesel pump overflow valve, such as: the water content in the fuel oil exceeds the standard, iron powder, aluminum powder, sulfide impurities exceed the standard, etc.
- (3) The engine is not regularly maintained according to the engine maintenance manual (please refer to the vehicle maintenance manual for the maintenance mileage). For example, failure to replace the lubricating oil of the engine system for a long time will cause abnormal wear of the engine, excessive exhaust gas volume or a large amount of carbon deposits inside the engine. The filter is not replaced during maintenance or the replaced filter cannot reach the original filter standard. all above reasons can cause damage to the diesel pump overflow valve.
- (4) The abrasion of the diesel pump overflow valve produces iron powder and aluminum powder enter the diesel pump overflow valve and cause damage to the diesel pump overflow valve.
- (5) The deformation and abrasion of fuel tank result in iron powder or aluminum powder entering the diesel pump overflow valve and causing damage to the diesel pump overflow valve.
- (6) The diesel pump overflow valve is damaged due to replacement or adjustment of the relevant parts of the diesel pump overflow valve. For example, the valve clearance does not meet the standard after the



engine is repaired, the replacement or modification of the wiring harness connected to the diesel pump overflow valve fails to meet the original standard.

- (7) The engine is overheated and overloaded for a long-time working result in damage to the diesel pump overflow valve.
- (8) The diesel pump overflow valve will be damaged naturally at the end of its working life.
- (9) The diesel pump overflow valve is magnetized (diesel pump overflow valve parts' magnetic exceeded) causing the diesel pump overflow valve to not work properly.

⚠ Before replacing the diesel pump overflow valve, please check the engine parts carefully according to the engine maintenance manual to avoid the diesel pump overflow valve being damaged again after replacement.

2.4. 2417413101 Diesel Pump Overflow Valve Technical Support Obtaining Methods

- (1) Diesel Pump Overflow Valve Technical File, visit [http:// www.dieselpumppart.com /download/](http://www.dieselpumppart.com/download/) to get the technical file.
- (2) Diesel Pump Overflow Valve Technical Videos
YouTube: https://www.youtube.com/channel/UCByvYBx7ViV_mAfxh_Hu-aw to get the technical videos, constantly follow can get more information.
- (3) Diesel Pump Overflow Valve Information Query Software TruckBook Parts EPC APP, Android/Apple App Store download and install, visit [http:// www.dieselpumppart.com](http://www.dieselpumppart.com) to get the download and installation tutorial
- (4) Search the diesel pump overflow valve test data through TruckBook Parts EPC APP.

3. 2417413101 Diesel Pump Overflow Valve Purchase and Delivery

3.1. 2417413101 Diesel Pump Overflow Valve Purchase Payment Term

Payment Terms: T/T, PayPal, Alipay, WeChat

⚠ Please contact our salesmen for specific payment information.

3.2. 2417413101 Diesel Pump Overflow Valve Main Sales Markets

Diesel Pump Overflow Valve Main Sales Markets: Asia, Europe, North America, South America, Africa etc.

3.3. 2417413101 Diesel Pump Overflow Valve Declaration Requirements

We can assist customers to provide the following documents for import customs clearance: contract, invoice, packing list, bill of lading, insurance policy, certificate of origin, etc.

3.4. 2417413101 Diesel Pump Overflow Valve Shipping Ways

Destination in China Areas: SF Express, Debon Express, the corresponding logistics company can be provided according to customer requirements in special cases.

Destinations Out of China's Areas: DHL, UPS, FedEx, TNT air, ocean or other shipping methods required by customers.

3.5. 2417413101 Diesel Pump Overflow Valve Lead Time

Lead Time: Send out within 3 – 7 working days after receiving payment (Except for special products and special cases) .



3.6. 2417413101 Diesel Pump Overflow Valve Logistics Time for Destination Out of China's Areas

DHL Logistics Time:

Country or Region of Departure	Hong Kong, China	Other Countries or Regions of Asia	Australia and New Zealand	Europe	America	Other Countries
China's Mainland	7 Days	7 Days	8 Days	8 Days	8-12 Days	7-10 Days

UPS Logistics Time: Country or Region of Departure: China's Mainland

Country of Destination	Estimated Arrival Time	Country of Destination	Estimated Arrival Time	Country of Destination	Estimated Arrival Time
Japan	3 Days	UK	5-7Days	Egypt	5-7 Days
Turkey	5-7 Days	Singapore	3 Days	Switzerland	5-7 Days
Bahrain	5-7 Days	Latvia	7-10 Days	New Zealand	7-10 Days
Sri Lanka	5-7 Days	Thailand	3 Days	Austria	5-7 Days
Romania	5-7 Days	Vietnam	3-5 Days	Estonia	5-7 Days
Malaysia	3-5 Days	Israel	5-7 Days	Mexico	7-10 Days
France	5-7 Days	America	5-7 Days	United Arab Emirates	5-7 Days
Italy	5-7 Days	Netherlands	5-7 Days	Bengal	7-10 Days
Lebanon	5-7 Days	Philippine	3-5 Days	Greece	7-10 Days
South Korea	3 Days	Spain	5-7 Days	Myanmar	5-7 Days
Canada	5-7 Days	Germany	5-7 Days	Saudi Arabia	7-10 Days
Portugal	5-7 Days	Australia	5-7 Days	South Africa	7-10 Days
Denmark	5-7 Days	Belgium	5-7 Days	Ukraine	7-10 Days
India	7-10 Days	Qatar	7-10 Days	Poland	5-7 Days
Indonesia	3-5 Days	Morocco	7-10 Days	Pakistan	7-10 Days
Kuwait	7-10 Days	/	/	/	/

⚠ The logistics time is for reference only and is subject to the actual arrival.

3.7. 2417413101 Diesel Pump Overflow Valve Packing

Domestic Express Packaging: Usually wrapped in waterproof scotch tape, such as picture No. 1.

International Express Packaging: Wrapped with waterproof yellow tape After wrapping the black protective film, such as picture No. 2.

Pallet Shipping: Use fumigation free and recycling trays that meet export requirements, and use white wrapping protective film to wrap and bind with cable ties for the outside, such as picture No. 3, also, the products can be packaged according to customers' requirements.

⚠ The packing tray is made of plastic and can be recycled.


⚠ Transparent tape, yellow tape, black wrapping protective film, white wrapping protective film are non-degradable materials, please dispose of them properly.

⚠ Minors are prohibited from using transparent tape, yellow tape, black wrapping protective film, and white wrapping protective film to avoid personal injury.



Pic No. 1

Domestic express packaging:
Wrapped with Transparent tape



Pic No. 2

International express packaging:
Wrapped with yellow tape after wrapping
black protective film



Pic No. 3

Pallet shipment: Use pallets that meet export requirements and wrap with white plastic wrap and tie.

4. **2417413101 Diesel Pump Overflow Valve Storage Standard**

(1) Choose a Suitable Storage Place

The warehouse and cargo yard where the diesel pump overflow valve is stored should be kept clean and dry, and away from the factory buildings that generate harmful gases and dust; do not mix with acids, alkali, salt, and other substances; the storage place should have a good drainage system; the cargo yard should be flattened with gravel or furnace ash etc. to enhance the water permeability of the surface layer to keep the reservoir area dry.

(2) Strict Requirements of Warehousing

Strict inspections should be carried out when the diesel pump overflow valves are put into storage, the surface cleaning work should be done well to remove water traces, oil stains, ashes, and other dirt, remove the rust and do anti-rust treatment in time. Packaged diesel pump overflow valves must be protected from damage.

(3) Keep The Warehouse Dry And Preventing Moisture

The relative humidity is usually below 70% for the diesel pump overflow valves placed in the room, and the corrosion of the diesel pump overflow valves is significantly reduced.

Diesel pump overflow valves must be stored in the warehouse, and they are forbidden to store in the



same warehouse with commodities with high water content.

(4) Stack Properly

After the diesel pump overflow valve is exposed to rain, the corrosion rate will increase significantly. The purpose of sealing is to isolate the diesel pump overflow valve from rainwater and humid air, so the warehouse window should be checked in time to avoid rainwater entering the warehouse.

If the diesel pump overflow valve package is damaged, it should be repaired or replaced; when the package is damp, the packaging material should be dried; if the original anti-corrosion and oil applied at the factory is found to be damaged or dried up, it should be cleaned and re-applied oil in time.

- ⚠ It is forbidden to leave the diesel pump overflow valve exposed in the air for a long time.
- ⚠ It is forbidden to store acids, alkalis, salts, and other substances together with the diesel pump overflow valve.
- ⚠ The unpacked diesel pump overflow valve must be rust-proof during secondary storage.

5. Company Information



5.1. Company Introduction

📞 **Mob Phone/WeChat:** +86-13410541523

📞 **HK Telephone:** +852-67653519

☎ **Telephone:** +86-755-23215133

📍 **Shenzhen Office:** 11-12, Floor 14, Building 13, Qinchengda Building, Exit A, Honglang North Subway Station, Bao'an District, Shenzhen, China's Mainland



📍 **Shenzhen Office:** Exit C, Qiao Touxu Metro Station, NO. 66 Chongqing Road, Fuhai Avenue, Bao'an District, Shenzhen, China Mainland

📍 **Hong Kong Office:** Jianfa Street Industrial Zone, Tuen Mun, New Territories, Hong Kong, China

📍 **After-sales Service Address:** Please contact our salesmen to obtain and provide the corresponding product maintenance reasons (Reference: [1.9. 2417413101 Diesel Pump Overflow Valve Warranty Instructions](#))

5.2. Contact Information

Name	WeChat/WhatsApp
Ruby	+86-13410541523

6. Copyright Statement

This material and trademark appear on this file are protected by copyright and is owned by www.dieselpumppart.com. Any use of this material, including copying, distribution, modification, or creating derivative works, is strictly prohibited without the written permission of the copyright holder.

Permission to use this material may be granted under certain conditions, such as for non-commercial or academic purposes only, and must be obtained in writing from the copyright holder. Please ensure the name and title of the work, along with a link to the original source, are included whenever possible.

The copyright holder retains all rights, including the right to take legal action against anyone infringing on these rights. This notice serves to protect the copyright holder's rights and ensure the material is used appropriately.