

## F01M100869 Diesel Pump Plunger Technical File

SKU: L3B2BF01M100869

# COMMON RAIL

# EXPLODED



# PUMP DIESEL PART



## F01M100869 Diesel Pump Plunger Technical File

### Content

1. F01M100869 Diesel Pump Plunger Introduction .....	2
1.1. F01M100869 Diesel Pump Plunger Basic Information .....	2
1.2. F01M100869 Diesel Pump Plunger Common Part Number .....	2
1.3. F01M100869 Diesel Pump Plunger Parameter .....	3
1.4. F01M100869 Diesel Pump Plunger Specifications And Dimensions .....	3
1.5. F01M100869 Diesel Pump Plunger Quality Control .....	3
1.6. F01M100869 Diesel Pump Plunger Customized Service .....	3
1.7. F01M100869 Diesel Pump Plunger Packing List and Package Size .....	4
1.8. F01M100869 Diesel Pump Plunger Testing Standard and Certificate .....	5
1.9. F01M100869 Diesel Pump Plunger Warranty Instructions .....	5
2. F01M100869 Diesel Pump Plunger Technical Support .....	6
2.1. F01M100869 Diesel Pump Plunger Part Number Location .....	6
2.2. F01M100869 Diesel Pump Plunger Installation .....	7
2.3. F01M100869 Diesel Pump Plunger Not Working Normally .....	8
2.4. F01M100869 Diesel Pump Plunger Causes of Being Damaged .....	8
2.5. F01M100869 Diesel Pump Plunger Technical Support Obtaining Methods .....	8
3. F01M100869 Diesel Pump Plunger Purchase and Delivery .....	9
3.1. F01M100869 Diesel Pump Plunger Purchase Payment Term .....	9
3.2. F01M100869 Diesel Pump Plunger Main Sales Markets .....	9
3.3. F01M100869 Diesel Pump Plunger Declaration Requirements .....	9
3.4. F01M100869 Diesel Pump Plunger Shipping Ways .....	9
3.5. F01M100869 Diesel Pump Plunger Lead Time .....	9
3.6. F01M100869 Diesel Pump Plunger Logistics Time for Destination Out of China ' s Areas .....	9
3.7. F01M100869 Diesel Pump Plunger Packing .....	10
4. F01M100869 Diesel Pump Plunger Storage Standard .....	11
5. Company Information .....	12
5.1. Company Introduction .....	12
5.2. Salesmen ' s Contact Information .....	12
6. Copyright Statement .....	12



## F01M100869 Diesel Pump Plunger Technical File

Diesel pump plunger is an important part of diesel pumps. Its main function is to deliver the diesel in the fuel tank to the combustion chamber of the engine with pressure. The working principle of the plunger is to compress the diesel in the fuel tank through the reciprocating motion of the piston to form high pressure, and then deliver the diesel to the engine through the transfer pipe. In the diesel pump, the plunger works together with the pump cover, spring and other components to ensure the stable supply of diesel and pressure control.

### 1. F01M100869 Diesel Pump Plunger Introduction

#### 1.1. F01M100869 Diesel Pump Plunger Basic Information

Title	F01M100869 CPI Series Diesel Pump Plunger	Quality
SKU	L3B2BF01M100869	Disassemble Parts

#### 1.2. F01M100869 Diesel Pump Plunger Common Part Number

##### (1) Diesel Pump Plunger Exchange Information

Diesel Pump Plunger Part Number	OE Number
F01M100869	/

##### (2) Diesel Pump Plunger Application Information

Oil Pump Part Number	Vehicle Brand	Engine Model	Cylinder	Voltage
0445010102	CITROEN	9HT	4	12 V
0445010118	HYUNDAI	D4CB	4	12 V
0445010124	HYUNDAI	D4FB	4	12 V
0445010140	NISSAN	G9U	4	12 V
0445010142	CHEVROLET	Z20S	4	12 V
0445010148	SUZUKI	/	/	/
0445010171	AUDI	BSG	6	12 V
0445010177	ANDORIA	ADCR110	4	12 V
0445010197	RENAULT	/	/	/
0445010205	OPEL	M9T 67	4	12 V
0445010212	RENAULT	/	/	/

##### (3) Diesel Pump Plunger Common Writing

F01M100869



### 1.3. F01M100869 Diesel Pump Plunger Parameter

Adaptation System: **Common Rail System**

Diesel Pump Plunger Series: **CPI Series**

Diesel Pump Plunger Type: **High Pressure Common Rail Diesel Pump Plunger**

### 1.4. F01M100869 Diesel Pump Plunger Specifications And Dimensions

Diesel Pump Plunger Size: **24cm\* 6cm \*12cm**

Diesel Pump Plunger Net Weight: **310g**

Diesel Pump Plunger Gross Weight: **500g**

Diesel Pump Plunger Quality: **Disassemble Parts**

Diesel Pump Plunger Package Size: **27cm\* 9cm \*16cm**

Diesel Pump Plunger MOQ: **1 Pieces**

### 1.5. F01M100869 Diesel Pump Plunger Quality Control

#### (1) Diesel Pump Plunger Testing

All diesel pump plungers are tested for electrical characteristics, accuracy, high temperature, low temperature, withstand voltage, leakage, durability, and various working conditions.

#### (2) Diesel Pump Plunger Assembling




For the quality control of the diesel pump plunger production and installation process, our company strictly follows the standard product installation data and product installation steps to install.

#### (3) Diesel Pump Plunger Inspection

The factory inspection of the diesel pump plunger is undergone full inspection, random inspection, and batch inspection three inspections. Different brands of test benches are used to test the same diesel pump plunger for more than three times for factory inspection, and the diesel pump plunger installation testing environment are progressed in dust-free workshop.

### 1.6. F01M100869 Diesel Pump Plunger Customized Service

(1) **Diesel Pump Plunger Customized Service Coverage:** Meet the customized needs of OEM manufacturers for shell lettering, logo engraving, diesel pump plunger internal packaging, diesel pump plunger external packaging and labels customized, etc.

		
Diesel Pump Plunger Housing Label	White Neutral Packaging Box	White Label

#### (2) Diesel Pump Plunger Customized Service Requirements:

The quantity of customized diesel pump plungers shall not be less than **10 pieces**.

The quantity of customized diesel pump plunger packages shall not be less than **1000 pieces**.

Customized products involve the need of specify logo, the OEM manufacturer needs to provide trademark








authorization and the sample of logo image file.

⚠ Once the customized diesel pump plunger is sold, it cannot be returned or exchanged if there are no quality problems.

### 1.7. F01M100869 Diesel Pump Plunger Packing List and Package Size

#### (1) Diesel Pump Plunger Spare Parts List

No.	1	2	3
Image			
Name	Diesel Pump Plunger	Bubble Bag	White Anti-rust Bag
Description	Pump plunger part number: F01M100869	Prevent the diesel pump plunger from being damaged by external forces	Prevent diesel pump plunger from rusting
No.	4	5	6
Image			/
Name	Desiccant	Diesel Pump Plunger Packing Box	/
Description	Prevent diesel pump plunger from rusting; absorb moisture	Place the diesel pump plunger and diesel pump plunger accessories	/

⚠ Minors are prohibited from using the diesel pump plunger assembly, O-rings, diesel pump plunger housing covers, oil return covers, VCI anti-rust bags, and bubble bags to avoid personal injury.


⚠ The diesel pump plunger housing cover and oil return cover are recyclable accessories and can be recycled.

⚠ VCI anti-rust bags and bubble bags are non-degradable materials. Please dispose of them properly after use.

⚠ The diesel pump plunger and the installation parts guide tube should be treated with appropriate sealing oil during installation.

#### (2) Diesel Pump Plunger Box Size





[www.dieselpumppart.com](http://www.dieselpumppart.com) can provide the factory quality inspection test report of each diesel pump plunger to ensure that each diesel pump plunger delivered meets the engine performance indicators.

BOTEN		测试报告		4.05.2019 10:42:09	
承建企业: _____					
电话:		地址: _____			
传真:		检测人: _____			
客户地址:		检测单位: _____			
电话:		客户姓名: _____			
检测地址: _____					
检测名称: 检测器 _____					
型号/零件号: _____					
配置号: _____					
<b>检测结果</b>					
仪器检测号: C01002-0511					
	检测标准	参考标准值	实际检测值	检测结果	
IGAR TEST:	32	— 5 —	4.5	20.0 ± 1.0	✓
Radio:	32	4	75.0	20.0 ± 1.0	✓
WARM:	32	12.5 ± 0.5	0.0	—	✗
Max:	20.0	20.0 ± 0.4	0.0	—	✓
TL:	20.0	20.0 ± 0.5	0.0	—	✓
LL:	14.0	15.0 ± 0.8	0.0	—	✓
VE:	0.0	4.0 ± 0.4	0.0	—	✓

☐ 检测前
 ☐ 检测后

检测器型号: \_\_\_\_\_

## (1) Product Warranty Conditions and Instructions

Abnormal conditions are properly explained such as: 1.Smoke, 2. Engine shake, 3. Difficulty starting the engine, 4. Engine noise, 5. oil leakage etc.

Within 15 days after customer receives the F01M100869 diesel pump plunger, if there is a performance failure and the product has no appearance damage, customer can choose to replace it or repair it;



If the F01M100869 diesel pump plunger has performance problems during the warranty period (6-12 months), and it is confirmed that it is product's problems after testing, you can contact our salesmen to replace the same model or a reworked product with the same performance for free;

If the diesel pump plunger house has obvious scratches, it can only be repaired and it will be returned as it is if the product is confirmed to be fault-free.

**⚠ Tips:** For products not covered by warranty, our company can provide paid maintenance services. For products after paid repaired, the same performance problem will have a free warranty period within 3 months from the date of repairing.

### (3) Diesel Pump Plunger Out of Warranty Coverage

- ① The warranty period has expired.
- ② Pump plunger failure caused by high temperature, high pressure, humidity, rain and snow, saline-alkali land, earthquake, and used in abnormal environment.
- ③ Customer disassembles or repairs the diesel pump plunger personally resulting in damage to the diesel pump plunger.
- ④ Pump plunger damage caused by man-made reasons (throwing, strong magnetic field magnetization, set fire).
- ⑤ Pump plunger failure or diesel pump plunger damage caused by non-diesel pump plunger design, technology, manufacturing, quality, and other issues.
- ⑥ Pump plunger failure due to system pressure exceeding system approved pressure.
- ⑦ Pump plunger failure caused by system voltage exceeding approved voltage.
- ⑧ Pump plunger failure caused by impurities (water, lead, aluminum powder, iron powder, sulfide) in the system fuel exceeding the standard requirements.
- ⑨ Pump plunger failure caused by not installing according to the tightening torque specified in the vehicle engine maintenance manual (the tightening torque is too large or too small).
- ⑩ Pump plunger failure caused by not following the installation angle specified in the vehicle engine maintenance manual.
- 11 Pump plunger failure caused by not following the cleaning requirements specified in the vehicle engine maintenance manual.
- 12 Pump plunger failure caused by failure to replace consumable parts as specified in the vehicle engine maintenance manual.
- 13 Pump plunger failure caused by not complying with the intake system fit clearance and exhaust system fit clearance requirements specified in the vehicle engine maintenance manual.
- 14 Failure to replace the consumable parts and the fitting clearance of the oil inlet system pipeline and the diesel pump plunger connection in accordance with the fuel intake system specified in the vehicle engine maintenance manual.

## 2. F01M100869 Diesel Pump Plunger Technical Support

### 2.1. F01M100869 Diesel Pump Plunger Part Number Location

- (1) E.g.: See the diesel pump plunger part number as follows:



No.	Name
A	Nameplate, logo, part number

## 2.2. **F01M100869 Diesel Pump Plunger Installation**

### (1) **F01M100869 Diesel Pump Plunger Installation Precautions:**

- ⚠ The replacement of the diesel pump plunger must strictly follow the electrical system, the approved pressure of the low-pressure fuel intake system, the approved pressure of the high-pressure fuel circuit system, and fuel system replacement consumables requirements (including the low-pressure fuel circuit system filter and the high-pressure fuel circuit) specified in the vehicle engine maintenance manual.
- ⚠ Replacement of wearing parts of the fuel system, cleaning requirements for the connection between the fuel system and the diesel pump plunger, the fitting clearance of the diesel pump plunger connection, the installation angle and tightening torque of the diesel pump plunger, the fitting clearance of the intake system, and the fitting clearance of the exhaust system to ensure the service life of the engine and the normal operation of the diesel pump plunger.
- ⚠ When installing the diesel pump plunger on the engine, it is necessary to clean the engine block, cylinder head and other parts connected to the diesel pump plunger, and ensure that there is no dust, carbon deposits, water, rust spots, etc.
- ⚠ When installing the diesel pump plunger on the engine, please carefully check the components related to the installation of the diesel pump plunger, such as the diesel pump plunger pressure plate, screw, diesel pump plunger rod and other accessories are not deformed, and install it in strict accordance with the operation steps of the engine maintenance manual.
- ⚠ It is forbidden to operate the bare diesel pump plunger for a long time in an environment with serious dust pollution and corrosion to iron products.
- ⚠ It is forbidden to operate the bare diesel pump plunger for a long time in a strong magnetic field environment.





### 2.3. F01M100869 Diesel Pump Plunger Not Working Normally

- (1) There is air in the oil circuit of the engine fuel system.
- (2) Vehicle oil pump's oil supply system is not normal.
- (3) Engine common rail system oil leakage or pressure limiting valve damage.
- (4) There is a short circuit, cutting out and poor contact in the wiring harness connected to the diesel pump plunger of the vehicle.
- (5) The long-term placement of the diesel pump plunger causes the anti-rust oil to solidify, and the internal components are stuck or the oil holes are blocked.

**⚠ Before installing, carefully check whether other components in the common rail system except the diesel pump plunger are damaged to prevent the diesel pump plunger from not working properly after being replaced.**

### 2.4. F01M100869 Diesel Pump Plunger Causes of Being Damaged

- (1) Didn't operate properly according to engine maintenance manual during disassembly or installation, resulting in damage to the diesel pump plunger.
- (2) The fuel oil used for the vehicle does not meet the standard cause damage to the diesel pump plunger, such as: the water content in the fuel oil exceeds the standard, iron powder, aluminum powder, sulfide impurities exceed the standard, etc.
- (3) The engine is not regularly maintained according to the engine maintenance manual (please refer to the vehicle maintenance manual for the maintenance mileage). For example, failure to replace the lubricating oil of the engine system for a long time will cause abnormal wear of the engine, excessive exhaust gas volume or a large amount of carbon deposits inside the engine. The filter is not replaced during maintenance or the replaced filter cannot reach the original filter standard. all above reasons can cause damage to the diesel pump plunger.
- (4) The abrasion of the diesel pump plunger produces iron powder and aluminum powder enter the diesel pump plunger and cause damage to the diesel pump plunger.
- (5) The deformation and abrasion of fuel tank result in iron powder or aluminum powder entering the diesel pump plunger and causing damage to the diesel pump plunger.
- (6) The diesel pump plunger is damaged due to replacement or adjustment of the relevant parts of the diesel pump plunger. For example, the valve clearance does not meet the standard after the engine is repaired, the replacement or modification of the wiring harness connected to the diesel pump plunger fails to meet the original standard.
- (7) The engine is overheated and overloaded for a long-time working result in damage to the diesel pump plunger.
- (8) The diesel pump plunger will be damaged naturally at the end of its working life.
- (9) The diesel pump plunger is magnetized (diesel pump plunger parts' magnetic exceeded) causing the diesel pump plunger to not work properly.

**⚠ Before replacing the diesel pump plunger, please check the engine parts carefully according to the engine maintenance manual to avoid the diesel pump plunger being damaged again after replacement.**

### 2.5. F01M100869 Diesel Pump Plunger Technical Support Obtaining Methods

- (1) Diesel Pump Plunger Technical File, visit [http:// www.dieselpumppart.com /download/](http://www.dieselpumppart.com/download/) to get the technical file.



## (2) Diesel Pump Plunger Technical Videos

**YouTube :** [https://www.youtube.com/channel/UCByvYBx7VjV\\_mAfxh\\_Hu-aw](https://www.youtube.com/channel/UCByvYBx7VjV_mAfxh_Hu-aw) to get the technical videos, constantly follow can get more information.

**Shumatt:** Visit <http://shumatt.com> to get the technical videos.

## (3) Diesel Pump Plunger Information Query Software

TruckBook Parts EPC APP, Android/Apple App Store download and install, visit <http://www.dieselpumppart.com> to get the download and installation tutorial

(4) Search The fuel Diesel Pump Plunger test data through TruckBook Parts EPC APP.

## 3. F01M100869 Diesel Pump Plunger Purchase and Delivery

### 3.1. F01M100869 Diesel Pump Plunger Purchase Payment Term

**Payment Terms:** T/T, PayPal, Alipay, WeChat

**⚠ Please contact our salesmen for specific payment information.**

### 3.2. F01M100869 Diesel Pump Plunger Main Sales Markets

**Diesel Pump Plunger Main Sales Markets:** Asia, Europe, North America, South America, Africa etc.

### 3.3. F01M100869 Diesel Pump Plunger Declaration Requirements

We can assist customers to provide the following documents for import customs clearance: contract, invoice, packing list, bill of lading, insurance policy, certificate of origin, etc.

### 3.4. F01M100869 Diesel Pump Plunger Shipping Ways

**Destination in China Areas:** SF Express, Debon Express, the corresponding logistics company can be provided according to customer requirements in special cases.

**Destinations Out of China's Areas:** DHL, UPS, FedEx, TNT air, ocean or other shipping methods required by customers.

### 3.5. F01M100869 Diesel Pump Plunger Lead Time

**Lead Time:** Send out within 3 – 7 working days after receiving payment (Except for special products and special cases) .

### 3.6. F01M100869 Diesel Pump Plunger Logistics Time for Destination Out of China's Areas

**DHL Logistics Time:**

Country or Region of Departure	Hong Kong, China	Other Countries or Regions of Asia	Australia and New Zealand	Europe	America	Other Countries
China's Mainland	7 Days	7 Days	8 Days	8 Days	8-12 Days	7-10 Days

**UPS Logistics Time: Country or Region of Departure: China's Mainland**

Country of Destination	Estimated Arrival Time	Country of Destination	Estimated Arrival Time	Country of Destination	Estimated Arrival Time
Japan	3 Days	UK	5-7Days	Egypt	5-7 Days
Turkey	5-7 Days	Singapore	3 Days	Switzerland	5-7 Days
Bahrain	5-7 Days	Latvia	7-10 Days	New Zealand	7-10 Days
Sri Lanka	5-7 Days	Thailand	3 Days	Austria	5-7 Days



Romania	5-7 Days	Vietnam	3-5 Days	Estonia	5-7 Days
Malaysia	3-5 Days	Israel	5-7 Days	Mexico	7-10 Days
France	5-7 Days	America	5-7 Days	United Arab Emirates	5-7 Days
Italy	5-7 Days	Netherlands	5-7 Days	Bengal	7-10 Days
Lebanon	5-7 Days	Philippine	3-5 Days	Greece	7-10 Days
South Korea	3 Days	Spain	5-7 Days	Myanmar	5-7 Days
Canada	5-7 Days	Germany	5-7 Days	Saudi Arabia	7-10 Days
Portugal	5-7 Days	Australia	5-7 Days	South Africa	7-10 Days
Denmark	5-7 Days	Belgium	5-7 Days	Ukraine	7-10 Days
India	7-10 Days	Qatar	7-10 Days	Poland	5-7 Days
Indonesia	3-5 Days	Morocco	7-10 Days	Pakistan	7-10 Days
Kuwait	7-10 Days	/	/	/	/

⚠ The logistics time is for reference only and is subject to the actual arrival.

### 3.7. F01M100869 Diesel Pump Plunger Packing

**Domestic Express Packaging:** Usually wrapped in waterproof scotch tape, such as picture No. 1.

**International Express Packaging:** Wrapped with waterproof yellow tape After wrapping the black protective film, such as picture No. 2.

**Pallet Shipping:** Use fumigation free and recycling trays that meet export requirements, and use white wrapping protective film to wrap and bind with cable ties for the outside, such as picture No. 3, also, the products can be packaged according to customers' requirements.

⚠ The packing tray is made of plastic and can be recycled.


⚠ Transparent tape, yellow tape, black wrapping protective film, white wrapping protective film are non-degradable materials, please dispose of them properly.

⚠ Minors are prohibited from using transparent tape, yellow tape, black wrapping protective film, and white wrapping protective film to avoid personal injury.



Pic No. 1

**Domestic express packaging:**  
Wrapped with Transparent tape



Pic No. 2

**International express packaging:**  
Wrapped with yellow tape after wrapping black protective film



Pic No. 3

**Pallet shipment:** Use pallets that meet export requirements and wrap with white plastic wrap and tie.

#### 4. **F01M100869 Diesel Pump Plunger Storage Standard**

##### (1) **Choose a Suitable Storage Place**

The warehouse and cargo yard where the diesel pump plunger is stored should be kept clean and dry, and away from the factory buildings that generate harmful gases and dust; do not mix with acids, alkali, salt, and other substances; the storage place should have a good drainage system; the cargo yard should be flattened with gravel or furnace ash etc. to enhance the water permeability of the surface layer to keep the reservoir area dry.

##### (2) **Strict Requirements of Warehousing**

Strict inspections should be carried out when the diesel pump plungers are put into storage, the surface cleaning work should be done well to remove water traces, oil stains, ashes, and other dirt, remove the rust and do anti-rust treatment in time. Packaged diesel pump plungers must be protected from damage.

##### (3) **Keep The Warehouse Dry And Preventing Moisture**

The relative humidity is usually below 70% for the diesel pump plungers placed in the room, and the corrosion of the diesel pump plungers is significantly reduced.

Pump plungers must be stored in the warehouse, and they are forbidden to store in the same warehouse with commodities with high water content.

##### (4) **Stack Properly**

After the diesel pump plunger is exposed to rain, the corrosion rate will increase significantly. The purpose of sealing is to isolate the diesel pump plunger from rainwater and humid air, so the warehouse window should be checked in time to avoid rainwater entering the warehouse.

If the diesel pump plunger package is damaged, it should be repaired or replaced; when the package is damp, the packaging material should be dried; if the original anti-corrosion and oil applied at the factory is found to be damaged or dried up, it should be cleaned and re-applied oil in time.



**It is forbidden to leave the diesel pump plunger exposed in the air for a long time.**



**It is forbidden to store acids, alkalis, salts, and other substances together with the diesel pump**





plunger.



The unpacked diesel pump plunger must be rust-proof during secondary storage.

## 5. Company Information



Office Locations



Global Exhibitions

### 5.1. Company Introduction



**Mob Phone/WeChat:** +86-13410541523



**HK Telephone:** +852-67653519



**Telephone:** +86-755-23215133



**Shenzhen Office:** 11-12, Floor 14, Building 13, Qinchengda Building, Exit A, Honglang North Subway Station, Bao'an District, Shenzhen, China's Mainland



**Shenzhen Office:** Exit C, Qiao Touxu Metro Station, NO. 66 Chongqing Road, Fuhai Avenue, Bao'an District, Shenzhen, China Mainland



**Hong Kong Office:** Jianfa Street Industrial Zone, Tuen Mun, New Territories, Hong Kong, China



**After-sales Service Address:** Please contact our salesmen to obtain and provide the corresponding product maintenance reasons (Reference: [1.9. F01M100869 Diesel Pump Plunger Warranty Instructions](#))

### 5.2. Salesmen's Contact Information

Name	WeChat/WhatsApp
Ruby	+86-13410541523

## 6. Copyright Statement





This material and trademark appear on this file are protected by copyright and is owned by [www.dieselpumppart.com](http://www.dieselpumppart.com). Any use of this material, including copying, distribution, modification, or creating derivative works, is strictly prohibited without the written permission of the copyright holder.

Permission to use this material may be granted under certain conditions, such as for non-commercial or academic purposes only, and must be obtained in writing from the copyright holder. Please ensure the name and title of the work, along with a link to the original source, are included whenever possible.

The copyright holder retains all rights, including the right to take legal action against anyone infringing on these rights. This notice serves to protect the copyright holder's rights and ensure the material is used appropriately.